





Palm Sunday Palm Leaf Prayers



© sunhatsandwellieboots.com

 Colour your Palm Leaf.
You could pray for each section as you colour.

 Cut out your leaf & stick it onto a door

 Every day as you pass your leaf pray for one section




Thank You God that you always listen to our prayers. Sometimes we don't always know what is ahead of us, but like Jesus journeying through Jerusalem, may we always know you are with us. Amen

Palm Sunday

Find the Hidden Word

Word Bank


Jerusalem
Disciples
Village
Donkey
Master
Jesus
Cloaks
People
Road
Hosanna
David
Palm
Olives
Glory
Colt



Church of Saint Leo the Great
www.stleothegreat.com

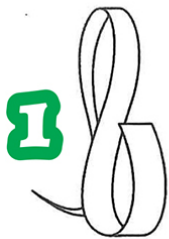
Palm Sunday Maze

Start 



Palm Crosses

Follow the instructions below to create your own palm cross!



Holding a palm strip with the curled edge toward you, fold up the widest end in a loop about 2" long.



Then fold the top piece downward until it covers the top of the previous fold and forms a loop about 2". Place a staple at the intersection.



Bend the thin end of the palm to the right, creasing on a diagonal line.



Fold the palm behind the cross, forming a loop about 1 1/2" on the left. Secure in the center with another staple.



Continue the fold toward the front of the cross forming a loop 1 1/2" on the left. Secure it with another staple.



Wrap the remainder of the palm over the top-right angle of the cross, bringing it straight across the back and over the top-left angle to the front. Cross it diagonally to the bottom-right corner . . .



. . . straight across the back and bring it to the front from the bottom-left corner. Bring it from the bottom-left corner to the top-right corner and to the back again.



Weave the small remaining piece in the back under loops and tie it off. If needed, you can use another staple or a drop of glue.



Add dried flowers or a tiny bow.